



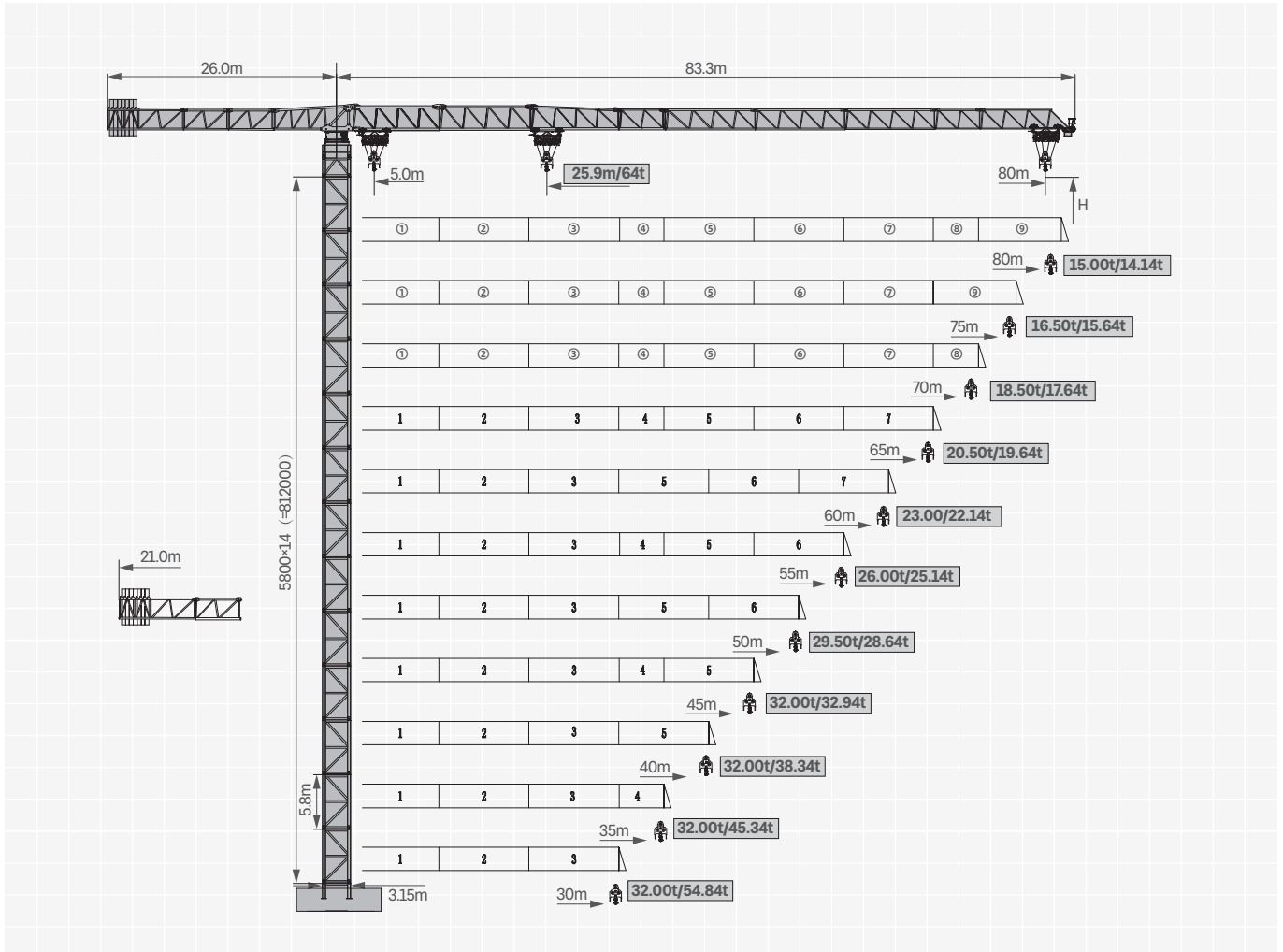
# SFT1360 (T80150-64)

SANY TOWER CRANE  
QUALITY CHANGES THE WORLD

三一重工塔式起重机



## ■ 臂长组合及吊重




## ■ 传动机构

|      |    | 型号              | 功率       | 速度         |
|------|----|-----------------|----------|------------|
| 回转   | ↻  | STH22A          | 3 × 22kW | 0-0.6r/min |
| 变幅   | ↔  | 18LVE35         | 18.5kW   | 0-50m/min  |
| 起升   | ↑↓ | DLQJ64T-DLB3.18 | 200kW    | 0-100m/min |
| 电源电压 |    | 380V(±10%)      | 电源频率     | 50Hz       |

注：工作容绳量大于 1100m 时请与厂家联系

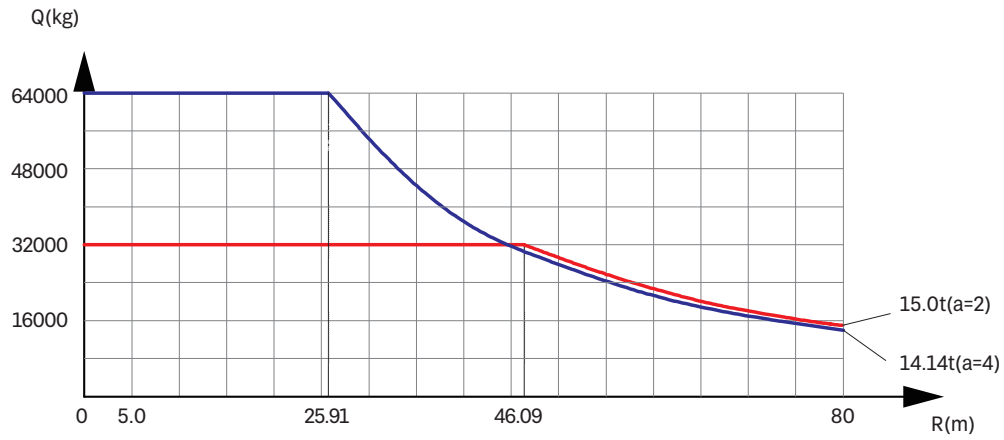
■ 附着



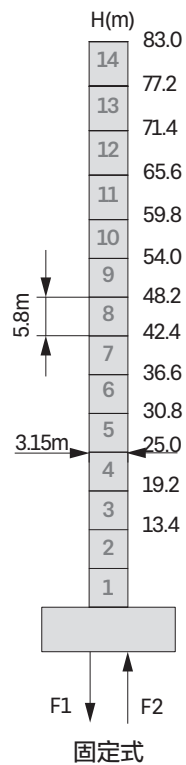
■ 平衡臂及平衡重组合表

| 起重臂臂长 (m) | 平衡臂臂长 (m) | PHZ(13.0t) | PHZ(9.5t) | PHZ(5.5t) | 平衡重总重 (t) |
|-----------|-----------|------------|-----------|-----------|-----------|
| 80        | 26.0      | 5          | 1         | 1         | 80.0      |
| 75        | 26.0      | 5          | 1         | 0         | 74.5      |
| 70        | 26.0      | 5          | 1         | 0         | 74.5      |
| 65        | 26.0      | 5          | 0         | 1         | 70.5      |
| 60        | 26.0      | 4          | 1         | 0         | 61.5      |
| 55        | 26.0      | 4          | 1         | 0         | 61.5      |
| 50        | 21.0      | 5          | 1         | 0         | 74.5      |
| 45        | 21.0      | 5          | 0         | 1         | 70.5      |
| 40        | 21.0      | 5          | 0         | 0         | 65.0      |
| 35        | 21.0      | 4          | 1         | 0         | 61.5      |
| 30        | 21.0      | 3          | 1         | 1         | 54.0      |

## ■ 起重性能曲线图

























## ■ 塔身



|                                 |    |         |        |
|---------------------------------|----|---------|--------|
| 固定式                             | F1 | 工作状态反力  | 697.4t |
|                                 | 压力 | 非工作状态反力 | 465.3t |
|                                 | F2 | 工作状态反力  | 461.9t |
|                                 | 拉力 | 非工作状态反力 | 265.3t |
| 独立高度, 最长起重臂时自重<br>(不含平衡重、吊重、压重) |    |         | 320.0t |


■ 起重特性表

| 幅度 (m) | 最大起重量  | 20    | 22 | 25    | 28    | 30    | 32    | 35    | 38    | 40    | 42    | 45    | 48    | 50    | 52    | 55    | 58    | 60    | 63    | 65    | 68    | 70    | 75    | 80    |  |
|--------|--|-------|----|-------|-------|-------|-------|-------|-------|-------|-------|-------|-------|-------|-------|-------|-------|-------|-------|-------|-------|-------|-------|-------|--|
| 80     |  5.0-46.09/32.00t   | 32.00 |    |       |       |       |       |       |       |       |       |       | 30.38 | 28.82 | 27.38 | 25.43 | 23.69 | 22.63 | 21.16 | 20.27 | 19.02 | 18.25 | 16.52 | 15.00 |  |
|        |  5.0-25.91/64.00t   | 6400  |    | 58.24 | 53.53 | 49.45 | 44.24 | 39.90 | 37.39 | 35.13 | 32.13 | 29.51 | 27.95 | 26.52 | 24.57 | 22.83 | 21.76 | 20.30 | 19.41 | 18.16 | 17.39 | 15.65 | 14.14 |       |  |
| 75     |  5.0-46.06/32.00t   | 32.00 |    |       |       |       |       |       |       |       |       |       | 30.35 | 28.79 | 27.36 | 25.41 | 23.67 | 22.61 | 21.15 | 20.25 | 19.01 | 18.24 | 16.50 |       |  |
|        |  5.0-25.90/64.00t   | 6400  |    | 58.20 | 53.49 | 49.41 | 44.21 | 39.87 | 37.36 | 35.10 | 32.10 | 29.49 | 27.93 | 26.50 | 24.55 | 22.81 | 21.75 | 20.28 | 19.39 | 18.14 | 17.38 | 15.64 |       |       |  |
| 70     |  5.0-46.52/32.00t   | 32.00 |    |       |       |       |       |       |       |       |       |       | 30.74 | 29.16 | 27.72 | 25.75 | 23.99 | 22.92 | 21.44 | 20.53 | 19.28 | 18.50 |       |       |  |
|        |  5.0-26.14/64.00t   | 6400  |    | 58.89 | 54.13 | 50.00 | 44.75 | 40.37 | 37.83 | 35.55 | 32.51 | 29.88 | 28.30 | 26.85 | 24.88 | 23.13 | 20.05 | 20.58 | 19.67 | 18.41 | 17.64 |       |       |       |  |
| 65     |  5.0-46.46/32.00t   | 32.00 |    |       |       |       |       |       |       |       |       |       | 30.69 | 29.12 | 27.67 | 25.71 | 23.95 | 22.88 | 21.41 | 20.50 |       |       |       |       |  |
|        |  5.0-26.12/64.00t   | 6400  |    | 58.81 | 54.06 | 49.94 | 44.69 | 40.31 | 37.78 | 35.49 | 32.47 | 29.83 | 28.26 | 26.81 | 24.85 | 23.09 | 20.02 | 20.54 | 19.64 |       |       |       |       |       |  |
| 60     |  5.0-46.64/32.00t   | 32.00 |    |       |       |       |       |       |       |       |       |       | 30.85 | 29.27 | 27.81 | 25.84 | 24.07 | 23.00 |       |       |       |       |       |       |  |
|        |  5.0-26.21/64.00t   | 6400  |    | 59.07 | 54.30 | 50.17 | 44.90 | 40.50 | 37.96 | 35.67 | 32.63 | 29.99 | 28.41 | 26.95 | 24.98 | 23.21 | 22.14 |       |       |       |       |       |       |       |  |
| 55     |  5.0-46.86/32.00t   | 32.00 |    |       |       |       |       |       |       |       |       |       | 31.03 | 29.45 | 27.98 | 26.00 |       |       |       |       |       |       |       |       |  |
|        |  5.0-26.33/64.00t   | 6400  |    | 59.40 | 54.61 | 50.45 | 45.16 | 40.74 | 38.18 | 35.88 | 32.83 | 30.17 | 28.58 | 27.12 | 25.14 |       |       |       |       |       |       |       |       |       |  |
| 50     |  5.0-46.93/32.00t  | 32.00 |    |       |       |       |       |       |       |       |       |       | 31.09 | 29.50 |       |       |       |       |       |       |       |       |       |       |  |
|        |  5.0-26.37/64.00t | 6400  |    | 59.50 | 54.70 | 50.54 | 45.24 | 40.82 | 38.25 | 35.95 | 32.89 | 30.23 | 28.64 |       |       |       |       |       |       |       |       |       |       |       |  |
| 45     |  5.0-45.00/32.00t | 32.00 |    |       |       |       |       |       |       |       |       |       |       |       |       |       |       |       |       |       |       |       |       |       |  |
|        |  5.0-26.40/64.00t | 6400  |    | 59.59 | 54.78 | 50.61 | 45.30 | 40.87 | 38.31 | 36.00 | 32.94 |       |       |       |       |       |       |       |       |       |       |       |       |       |  |
| 40     |  5.0-40.00/32.00t | 32.00 |    |       |       |       |       |       |       |       |       |       |       |       |       |       |       |       |       |       |       |       |       |       |  |
|        |  5.0-26.41/64.00t | 6400  |    | 59.63 | 54.82 | 50.65 | 45.34 | 40.90 | 38.34 |       |       |       |       |       |       |       |       |       |       |       |       |       |       |       |  |
| 35     |  5.0-35.00/32.00t | 32.00 |    |       |       |       |       |       |       |       |       |       |       |       |       |       |       |       |       |       |       |       |       |       |  |
|        |  5.0-26.42/64.00t | 6400  |    | 59.63 | 54.82 | 50.65 | 45.34 |       |       |       |       |       |       |       |       |       |       |       |       |       |       |       |       |       |  |
| 30     |  5.0-30.00/32.00t | 32.00 |    |       |       |       |       |       |       |       |       |       |       |       |       |       |       |       |       |       |       |       |       |       |  |
|        |  5.0-26.42/64.00t | 6400  |    | 59.65 | 54.84 |       |       |       |       |       |       |       |       |       |       |       |       |       |       |       |       |       |       |       |  |

## ■ 运输部件

| 序号 | 名称           | 形状  | 长 (m) | 宽 (m) | 高 (m) | 单件重量(t) | 数量 |
|----|--------------|---|-------|-------|-------|---------|----|
| 1  | 支腿 (4个)      |    | 0.70  | 0.70  | 2.44  | 1.37    | 4  |
| 2  | 基础节          |    | 3.150 | 3.150 | 5.800 | 11.58   | 1  |
| 3  | 加强节          |   |       |       |       | 11.60   | 3  |
| 4  | 标准节          |   |       |       |       | 10.70   | 10 |
| 5  | 爬升架          |    | 5.59  | 5.40  | 12.26 | 18.18   | 1  |
| 6  | 过渡节          |    | 4.67  | 3.99  | 4.440 | 14.08   | 1  |
| 8  | 回转总成         |   | 5.85  | 3.67  | 3.93  | 27.02   | 1  |
| 9  | 小车           |  | 4.12  | 3.05  | 1.63  | 3.06    | 1  |
| 10 | 司机室          |  | 2.26  | 1.43  | 2.25  | 0.31    | 1  |
| 11 | 平衡臂 I        |  | 8.80  | 2.20  | 3.30  | 13.20   | 1  |
| 12 | 平衡臂 II       |  | 6.82  | 2.11  | 2.45  | 5.50    | 1  |
| 13 | 平衡臂 III      |  | 5.34  | 1.81  | 2.40  | 2.83    | 1  |
| 14 | 平衡臂 IV       |  | 8.28  | 1.81  | 2.40  | 3.71    | 1  |
| 15 | 起升机构 (不含钢丝绳) |  | 4.80  | 3.20  | 2.22  | 15.50   | 1  |

■ 运输部件

| 序号 | 名称      | 形状  | 长 (m) | 宽 (m) | 高 (m) | 单件重量(t) | 数量 |
|----|---------|---|-------|-------|-------|---------|----|
| 16 | 臂节 I    |    | 10.65 | 2.17  | 3.65  | 12.50   | 1  |
| 17 | 臂节 II   |    | 10.57 | 2.15  | 3.36  | 10.10   | 1  |
| 18 | 臂节 III  |    | 10.50 | 2.12  | 3.13  | 8.36    | 1  |
| 19 | 臂节 IV   |    | 5.01  | 2.12  | 2.53  | 4.14    | 1  |
| 20 | 臂节 V    |    | 10.43 | 1.91  | 2.50  | 6.37    | 1  |
| 21 | 臂节 VI   |    | 10.40 | 1.90  | 2.48  | 4.61    | 1  |
| 22 | 臂节 VII  |   | 10.35 | 1.90  | 2.44  | 3.27    | 1  |
| 23 | 臂节 VIII |  | 5.34  | 1.90  | 2.41  | 1.56    | 1  |
| 24 | 臂节 IX   |  | 10.33 | 1.90  | 2.39  | 2.42    | 1  |
| 25 | 臂端节     |  | 1.39  | 2.180 | 1.58  | 0.46    | 1  |
| 26 | 变幅机构    |  | 2.30  | 1.00  | 0.90  | 1.39    | 1  |
| 27 | 吊钩      |  | 2.200 | 0.43  | 3.78  | 3.25    | 1  |



## 湖南三一塔式起重机械有限公司

中国湖南长沙金洲开发区金洲大道168号 邮编Zip: 410600

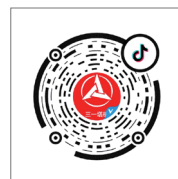
售后服务热线Service: 400 887 8318 咨询投诉电话Consulting: 139 7491 0127(高先生)

邮箱Email: gaopy@sany.com.cn

### 温馨提示：

由于技术不断更新,技术参数及配置如有更改,恕不另行通知。图片上的机器可能包括附加设备,本画册仅供参考,以实物为准。  
版权为三一重工所有,未经三一重工书面许可,本目录任何部分的内容不得被复制或抄袭用于任何目的。

©中国印刷 2022年10月版



三一塔机 抖音号



三一塔机 工厂服务号